



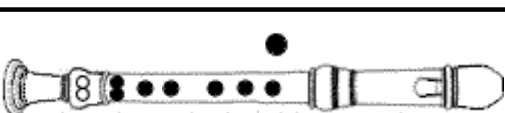



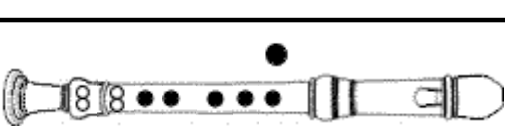



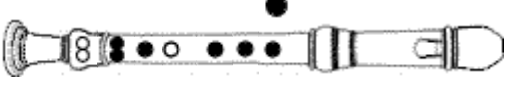

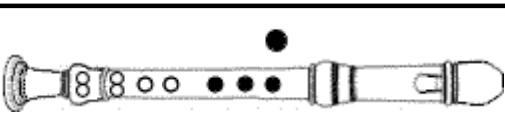

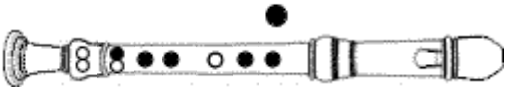

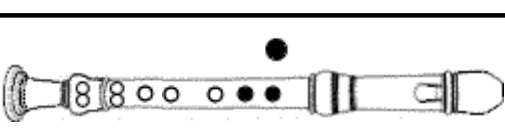

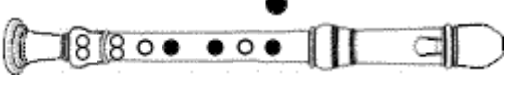

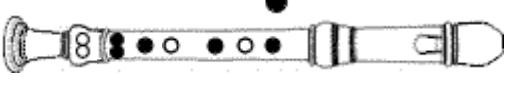
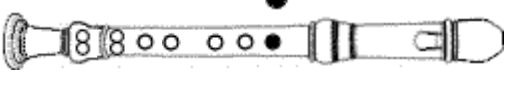



Blockis recorder fingerings

-- English fingering -- Soprano -- Basic fingerings (chromatic)

C 1st octave			C 1st octave
C#/Db 1st octave			C#/Db 1st octave
D 1st octave			D 1st octave
D#/Eb 1st octave			D#/Eb 1st octave
E 1st octave			E 1st octave
F 1st octave			F 1st octave
F#/Gb 1st octave			F#/Gb 1st octave
G 1st octave			G 1st octave
G#/Ab 1st octave			G#/Ab 1st octave
A 1st octave			A 1st octave
A#/Bb 1st octave			A#/Bb 1st octave
			
B 1st octave			B 1st octave

-- English fingering -- Soprano -- Basic fingerings (chromatic)

C 2nd octave			C 2nd octave
C#/Db 2nd octave			C#/Db 2nd octave
D 2nd octave			D 2nd octave
D#/Eb 2nd octave			D#/Eb 2nd octave
E 2nd octave			E 2nd octave
F 2nd octave			F 2nd octave
F#/Gb 2nd octave			F#/Gb 2nd octave
G 2nd octave			G 2nd octave
G#/Ab 2nd octave			G#/Ab 2nd octave
A 2nd octave			A 2nd octave
A#/Bb 2nd octave			A#/Bb 2nd octave
B 2nd octave			B 2nd octave

-- English fingering -- Soprano -- Basic fingerings (chromatic)

C 3rd octave			C 3rd octave
C#/Db 3rd octave			C#/Db 3rd octave
D 3rd octave			D 3rd octave
D#/Eb 3rd octave			D#/Eb 3rd octave
E 3rd octave			E 3rd octave
F 3rd octave			F 3rd octave
F#/Gb 3rd octave			F#/Gb 3rd octave
G 3rd octave			G 3rd octave

>>> The first fingering is the recommended fingering, the others are alternative fingerings.

>>> Solid black circle below the foot joint: Close bell hole with your knee.