

# Blockis recorder fingerings

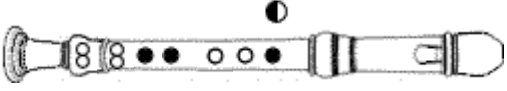







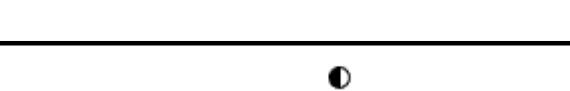





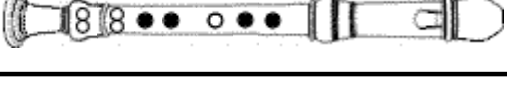

-- English fingering -- Alto -- Basic fingerings (chromatic)

<b>F</b> 1st octave			<b>F</b> 1st octave
<b>F#/Gb</b> 1st octave			<b>F#/Gb</b> 1st octave
<b>G</b> 1st octave			<b>G</b> 1st octave
<b>G#/Ab</b> 1st octave			<b>G#/Ab</b> 1st octave
<b>A</b> 1st octave			<b>A</b> 1st octave
<b>A#/Bb</b> 1st octave			<b>A#/Bb</b> 1st octave
<b>B</b> 1st octave			<b>B</b> 1st octave
<b>C</b> 1st octave			<b>C</b> 1st octave
<b>C#/Db</b> 1st octave			<b>C#/Db</b> 1st octave
<b>D</b> 1st octave			<b>D</b> 1st octave
<b>D#/Eb</b> 1st octave			<b>D#/Eb</b> 1st octave
<b>E</b> 1st octave			<b>E</b> 1st octave

-- English fingering -- Alto -- Basic fingerings (chromatic)

<b>F</b> 2nd octave				<b>F</b> 2nd octave
<b>F#/Gb</b> 2nd octave				<b>F#/Gb</b> 2nd octave
<b>G</b> 2nd octave				<b>G</b> 2nd octave
<b>G#/Ab</b> 2nd octave				<b>G#/Ab</b> 2nd octave
<b>A</b> 2nd octave				<b>A</b> 2nd octave
<b>A#/Bb</b> 2nd octave				<b>A#/Bb</b> 2nd octave
<b>B</b> 2nd octave				<b>B</b> 2nd octave
<b>C</b> 2nd octave				<b>C</b> 2nd octave
<b>C#/Db</b> 2nd octave				<b>C#/Db</b> 2nd octave
<b>D</b> 2nd octave				<b>D</b> 2nd octave
<b>D#/Eb</b> 2nd octave				<b>D#/Eb</b> 2nd octave
<b>E</b> 2nd octave				<b>E</b> 2nd octave

-- English fingering -- Alto -- Basic fingerings (chromatic)

<b>F</b> 3rd octave			<b>F</b> 3rd octave
<b>F#/Gb</b> 3rd octave			<b>F#/Gb</b> 3rd octave
<b>G</b> 3rd octave			<b>G</b> 3rd octave
<b>G#/Ab</b> 3rd octave			<b>G#/Ab</b> 3rd octave
<b>A</b> 3rd octave			<b>A</b> 3rd octave
<b>A#/Bb</b> 3rd octave			<b>A#/Bb</b> 3rd octave
<b>B</b> 3rd octave			<b>B</b> 3rd octave
<b>C</b> 3rd octave			<b>C</b> 3rd octave

>>> The first fingering is the recommended fingering, the others are alternative fingerings.

>>> Solid black circle below the foot joint: Close bell hole with your knee.

(FPDF/Arial)en-2019-08-20 [74.34/t161/]