



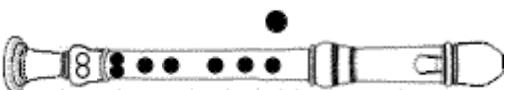







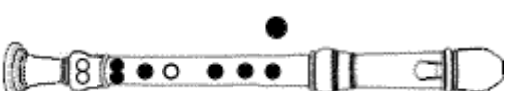




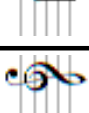









Blockis recorder fingerings

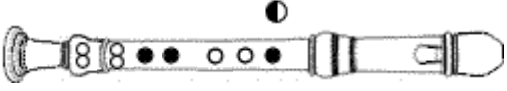



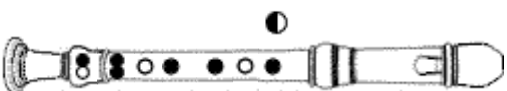

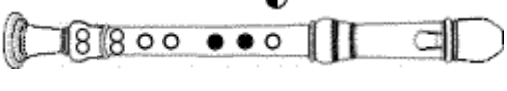









-- English fingering -- Tenor -- Basic fingerings (chromatic)

| | | | |
|----------------------------|---|---|----------------------------|
| C 1st octave |  |  | C 1st octave |
| C#/Db 1st octave |  |  | C#/Db 1st octave |
| D 1st octave |  |  | D 1st octave |
| D#/Eb 1st octave |  |  | D#/Eb 1st octave |
| E 1st octave |  |  | E 1st octave |
| F 1st octave |  |  | F 1st octave |
| F#/Gb 1st octave |  |  | F#/Gb 1st octave |
| G 1st octave |  |  | G 1st octave |
| G#/Ab 1st octave |  |  | G#/Ab 1st octave |
| A 1st octave |  |  | A 1st octave |
| A#/Bb 1st octave |  |  | A#/Bb 1st octave |
| |  | | |
| B 1st octave |  |  | B 1st octave |

-- English fingering -- Tenor -- Basic fingerings (chromatic)

| | | | |
|----------------------------|--|--|----------------------------|
| C 2nd octave | | | C 2nd octave |
| C#/Db 2nd octave | | | C#/Db 2nd octave |
| | | | |
| D 2nd octave | | | D 2nd octave |
| D#/Eb 2nd octave | | | D#/Eb 2nd octave |
| | | | |
| E 2nd octave | | | E 2nd octave |
| F 2nd octave | | | F 2nd octave |
| F#/Gb 2nd octave | | | F#/Gb 2nd octave |
| | | | |
| G 2nd octave | | | G 2nd octave |
| G#/Ab 2nd octave | | | G#/Ab 2nd octave |
| | | | |
| A 2nd octave | | | A 2nd octave |
| A#/Bb 2nd octave | | | A#/Bb 2nd octave |
| | | | |
| B 2nd octave | | | B 2nd octave |

-- English fingering -- Tenor -- Basic fingerings (chromatic)

| | | | |
|----------------------------|---|---|----------------------------|
| C 3rd octave |  |  | C 3rd octave |
| C#/Db 3rd octave |  |  | C#/Db 3rd octave |
| D 3rd octave |  |  | D 3rd octave |
| D#/Eb 3rd octave |  |  | D#/Eb 3rd octave |
| E 3rd octave |  |  | E 3rd octave |
| F 3rd octave |  |  | F 3rd octave |
| F#/Gb 3rd octave |  |  | F#/Gb 3rd octave |
| G 3rd octave |  |  | G 3rd octave |

>>> The first fingering is the recommended fingering, the others are alternative fingerings.

>>> Solid black circle below the foot joint: Close bell hole with your knee.

(FPDF/Arial)en-2019-08-20 [74.34/t161/]