
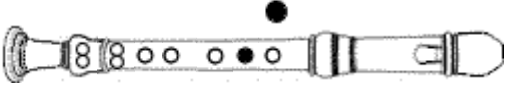

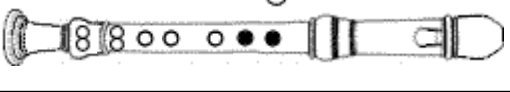

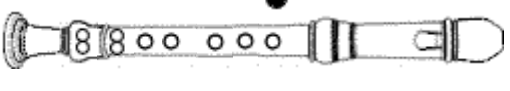



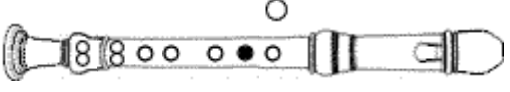

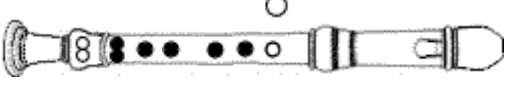



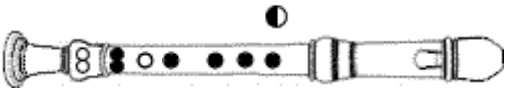












Blockis recorder fingerings

-- English fingering -- Bass -- Basic fingerings (chromatic)

F 1st octave			F 1st octave
F#/Gb 1st octave			F#/Gb 1st octave
G 1st octave			G 1st octave
G#/Ab 1st octave			G#/Ab 1st octave
A 1st octave			A 1st octave
A#/Bb 1st octave			A#/Bb 1st octave
B 1st octave			B 1st octave
C 1st octave			C 1st octave
C#/Db 1st octave			C#/Db 1st octave
D 1st octave			D 1st octave
D#/Eb 1st octave			D#/Eb 1st octave
E 1st octave			E 1st octave

-- English fingering -- Bass -- Basic fingerings (chromatic)

F 2nd octave			
F#/Gb 2nd octave			
			
G 2nd octave			
G 2nd octave			
G#/Ab 2nd octave			
A 2nd octave			
A#/Bb 2nd octave			
B 2nd octave			
C 2nd octave			
C#/Db 2nd octave			
D 2nd octave			
D#/Eb 2nd octave			

-- English fingering -- Bass -- Basic fingerings (chromatic)

E 2nd octave			E 2nd octave
F 3rd octave			F 3rd octave
F#/Gb 3rd octave			F#/Gb 3rd octave
G 3rd octave			G 3rd octave
G#/Ab 3rd octave			G#/Ab 3rd octave
A 3rd octave			A 3rd octave
A#/Bb 3rd octave			A#/Bb 3rd octave

>>> The first fingering is the recommended fingering, the others are alternative fingerings.
 >>> Solid black circle below the foot joint: Close bell hole with your knee.

(FPDF/Arial)en-2019-08-20 [74.34/t161/]